

How Alligator® V-Belt Fasteners Work

The Alligator® V-Belt Fastening System is designed to grip the ends of a v-belt without interfering with the sheaves (pulleys) that the belt passes around.

Staples or nails are driven through the fastener and belt and folded over. They

are then hammered tight against the bottom plate of the fastener clinching the belt between the fastener plates. There is nothing that protrudes beyond the sides of the belt that would interfere with the sheaves.

Applications	Installation Method	What You Need for Installation
<ul style="list-style-type: none"> • Power Transmission • Agricultural Harvesting • Manufacturing 	<p>These fasteners are inserted into a holder/tool along with the belt end. The staples/nails are driven through the splice and when complete, the entire assembly is removed from the holder. Insert the hinge and the belt is ready to be run.</p>	<ul style="list-style-type: none"> • Fasteners • Hinge Pin • Staples/Nails • Holder/Tool • Rocker Pin Tools • 1 lb. Hammer
How to Specify the Correct Alligator® V-Belt Fastener	Fastener Metal Selection	Hinge Pin Selection
<p>The fastener size is determined by the belt size that you use. Simply choose the fastener that corresponds to your belt, A312, B437, or C531.</p>	<p>Steel. Standard fastener material.</p>	<p>Rocker Pins are included with the fasteners.</p>

Alligator® V-Belt Fasteners and V-Belt



FASTENERS

ORDERING NUMBER	ITEM CODE	SETS PER BOX	WT. LBS.
A312*	70020	10	.3
B437	70023	10	.5
BB4	70028	10	.4
C531	70030	10	1.2
D750	70034	10	2.1

*A312 Fasteners are installed with staples, all others installed with nails.

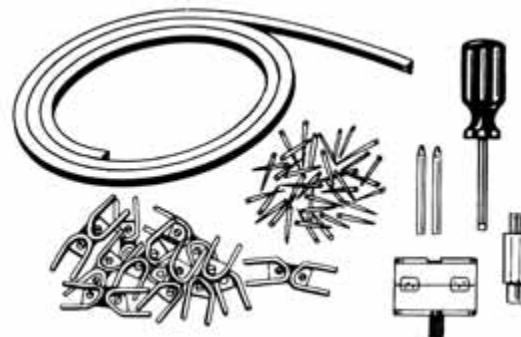
V-BELT CONVENTIONAL

LENGTH		ORDERING NUMBER	ITEM CODE	WT. LBS.
Foot	Meter			
20'	6	AV20	70170	1.8
100'	30	AV100	70171	9.0
250'	76	AV250	70172	22.5
20'	6	BV20	70174	2.6
100'	30	BV100	70175	13.0
250'	76	BV250	70176	32.5
100'	30	CV100	70178	22.0
250'	76	CV250	70179	55.0
DOUBLE V – SOLD BY THE FOOT, 25" INCREMENTS				
25' Min.		BB	70015	.2

COMPLETE V-BELT KIT CONTAINS:

100' Belting
10 Fasteners
1 Holder Tool

1 Rocker Pin Tool
– Required amount of nails (or staples)





INSTALLATION TOOLS & PARTS

DESCRIPTION	ORDERING NUMBER	ITEM CODE	WT. LBS.
Piercing Tool	B43760	70045	1.4
	C62560	70046	2.5
	D75060	70047	3.5
V-Belt Cutter	C62520	70050	2.0
Cutter Blade Only	C62523	70051	.3
Tightener	B43750	70056	.9
	C53150	70057	2.1
	D75050	70058	4.5
Rocker Pin Tool	B43740	70060	.1
	C62540	70061	.1
Holder	A31255	70064	.1
	B43755	70065	.2
	BB455	70066	.2
	C53155	70067	.3

SPARE PARTS

FOR FASTENER NUMBER	DESCRIPTION	ORDERING NUMBER	ITEM CODE	WT. LBS.
A312	Staples–Pkg. of 25	A31274	70110	.1
	Nails –			
B437	Steel–Pkg. of 100	B43774	70111	.2
BB4	Monel–Pkg. of 25	B43774M	70112	.1
C531	Steel–Pkg. of 100	C53174	70113	.3
D750	Steel–Pkg. of 100	D75074	70114	.4

 **Stock Items** (non-shaded) carried in factory inventory.

 **Made To Order Items** (shaded) allow one week for production. In most cases, the next standard stock item can be adapted to meet your requirements.

Non-Listed Items are available. Request quote for price and delivery.